

***HONDA** Engine Driven*

Matsusaka

Sandy & Muddy Water Handling Heavy Duty QP Trash Pump




QP-205H



QP-305H



QP-203TH



QP-301TH



QP-40TH



QP-602H



QP-402H

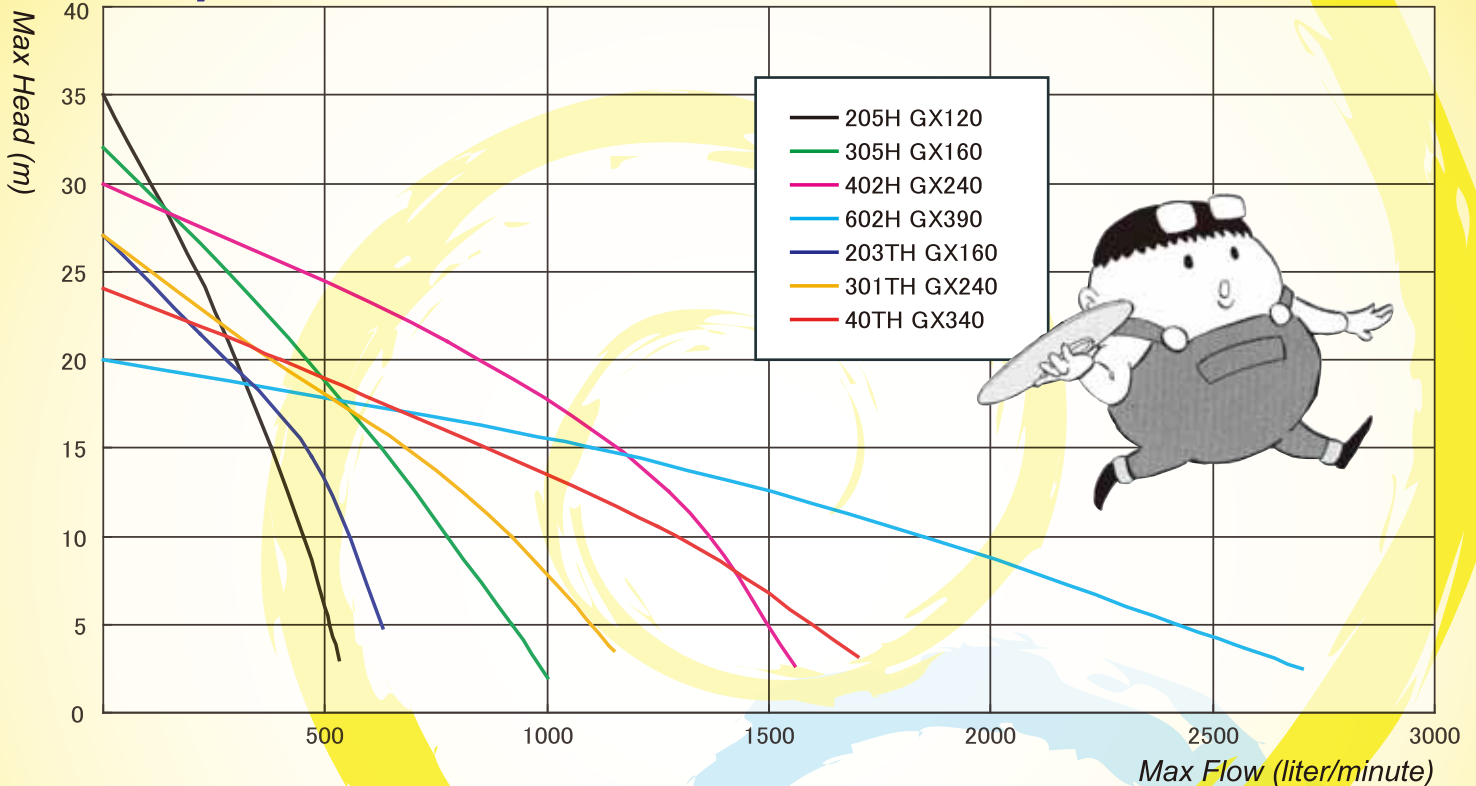


Specification

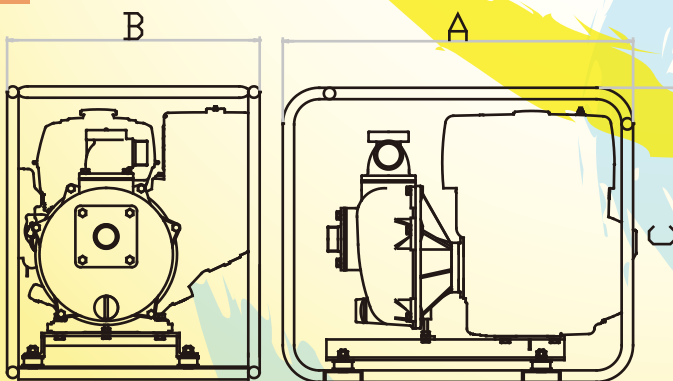
Model	QP-205H	QP-305H	QP-402H	QP-602H	QP-203TH	QP-301TH	QP-40TH
Engine Type	GX120	GX160	GX240	GX390	GX160	GX240	GX340
Suction × Discharge (mm)	50 × 50	80 × 80	100 × 100	150 × 150	50 × 50	80 × 80	100 × 100
Max. Head (m)	35	32	30	20	27	27	24
Max. Capacity (L/min.)	530	1000	1600	2900	630	1200	1650
Net Weight (kg)	25	33	61	145	52	62	94
Engine Net Power (PS)	3.5	4.9	7.2	11.1	4.9	7.2	9.7

*Specification may be changed without prior to notice!

Pump Performance Curve



Outer Dimension



Pump	mm	A	B	C
QP-205H GX120		480	351	408
QP-305H GX160		539	393	450
QP-402H GX240		670	466	602
QP-602H GX390		910	680	791
QP-203TH GX160		589	463	574
QP-301TH GX240		640	472	646
QP-40TH GX340		691	602	734



Manufactured by:

MATSUSAKA ENGINEERING CO., LTD.

<http://www.qp-pump.com>



Q048

Head office 23, Kanda-Matsunaga cho, Chiyoda ku, Tokyo, Japan
TEL: +81-3-3257-6130 FAX: +81-3-3257-6129



Plant 2155, Nonaka, Taki cho, Taki gun, Mie-pref, Japan
TEL: +81-598-39-3211 FAX: +81-598-39-3844

Distributed by:

CTG NO. WETHG1004