

# MATSUSAKA QP Pump

## Wide product line up to meet the various needs!

### Centrifugal General Purpose pumps [Diesel Engine]

#### Irrigation & Gardening Water Supply to reserver Pumping Well Water.

Centrifugal pumps form the basis for many of your water pumping applications. Look at QP Pump fantastic line up with their General Purpose Centrifugal Pumps.

**QP-2D**  
Yanmar:L48  
2 inch



Max head 30m  
Max flow capacity 600L/min

**QP-303D**  
L70 / OC60  
3 inch



Yanmar:L70  
Max head 30m  
Max flow capacity 1000L/min

Kubota:OC60  
Max head 28m  
Max flow capacity 1000L/min

**QP-402D**  
L70 / OC60  
4 inch



Yanmar:L70  
Max head 30m  
Max flow capacity 1400L/min

Kubota:OC60  
Max head 28m  
Max flow capacity 1450L/min

### Power Sprayer pumps


**Ideal & Economical Choice for**  
Spraying or Spreading agricultural chemicals for sterilization on farms!  
Cleaning machines/vehicles with high pressure-water!  
High-performance with lower cost !

**QP-PS25**  
Honda:GX120



Max Pressure (bar) 40  
Flow Capacity (L/min) 10~20

**QP-PS45**  
Honda:GX160



Max Pressure (bar) 40  
Flow Capacity (L/min) 15~30

### Centrifugal General Purpose pumps [Gasoline Engine]


Hit a home run each time with these solid performing hitters, a wide range of versatile general-purpose pumps from 1 inch to 6 inch designed for all types of clean water applications. Using top-of-the-line durable 4-stroke Japanese manufactured engines;

**QP-2**  
Honda:GX120  
2 inch




Max head 30m  
Max flow capacity 600L/min

**QP-303**  
Honda:GX160  
3 inch



Max head 32m  
Max flow capacity 1000L/min

**QP-402**  
Honda:GX240  
4 inch



Max head 30m  
Max flow capacity 1600L/min

these engines will give you better fuel economy, low emissions and longer life with easy maintenance. Add these big league players to your team today, the Green Line pumps!



Manufactured by:  
**MATSUSAKA ENGINEERING CO., LTD.**

<http://www.qp-pump.com>

Head Office:  
23, Kanda-Matsunaga cho, Chiyoda ku, Tokyo, Japan  
TEL: +81-3-3257-6130 FAX: +81-3-3257-6129  
Plant:  
2155, Nonaka, Taki cho, Taki gun, Mie-pref, Japan  
TEL: +81-598-39-3211 FAX: +81-598-39-3131



Distributed By:



## High Pressure pumps [Gasoline Engine]

**QP-105SX**  
Honda:GXH50  
1 inch



Max head 60m  
Max flow capacity 110L/min

**QP-154SX**  
Honda:GXH50  
1.5 inch



Max head 60m  
Max flow capacity 210L/min

**Transfer water to High & Higher  
and Far & Further Place!**


*Lawn sprinkling & agricultural spraying.  
Long hose run discharging.*

**QP-205S**  
Honda:GX160  
2 inch



Max head 75m  
Max flow capacity 400L/min

**QP-305S**  
Honda:GX160  
3 inch



Max head 70m  
Max flow capacity 480L/min

## High Pressure pumps [Diesel Engine]

**With high durable "KUBOTA" or  
"YANMAR" Diesel Engines**

*Fire fighting, High pressure cleaning!!*

**QP-T205SLTD**  
L100 / OC60  
2 inch



Yanmar:L100  
Max head 90m  
Max flow capacity 450L/min


Kubota:OC95  
Max head 85m  
Max flow capacity 420L/min

**AQP-310SXD**  
Yanmar:L100  
3 inch



Max head 70m  
Max flow capacity 700L/min

**QP-402SLD**  
L100 / OC95  
4 inch




Yanmar:L100  
Max head 50m  
Max flow capacity 1250L/min

Kubota:OC95  
Max head 45m  
Max flow capacity 1250L/min

## Trash Muddy Water pumps [Diesel Engine]

**Sandy & Muddy Water Handling  
Heavy Duty QP-Trash Pump.**

**QP-203TD**  
L48 / OC60  
2 inch



Yanmar:L48  
Max head 27m  
Max flow capacity 600L/min

Kubota:OC60  
Max head 24m  
Max flow capacity 650L/min

**QP-301TD**  
L70 / OC60  
3 inch



Yanmar:L70  
Max head 24m  
Max flow capacity 1000L/min

Kubota:OC60  
Max head 24m  
Max flow capacity 1100L/min


## Trash Muddy Water pumps [Gasoline Engine]

**Application**

*For dewatering a construction site or pumping out floodwaters after a hurricane/typhoon, swollen river, or hard rainfall.*

*For residential use, small and lightweight pumps for gardening and washing vehicles*

**QP-203T**  
Honda:GX160  
2 inch




Max head 27m  
Max flow capacity 630L/min

**QP-301T**  
Honda:GX240  
3 inch



Max head 27m  
Max flow capacity 1400L/min

**QP-40T**  
Honda:GX340  
4 inch



Max head 24m  
Max flow capacity 1650L/min