

Specification & Performance

High Pressure Pump

Model	Engine	Max Output	Fuel Tank	Max Head	Max Flow	Net Weight
QP-205SD	Yanmar L48	4.7ps	3.3L	60m	400L/min	48kg
QP-205SLD	Kubota OC62	5.6ps	3.5L	55m	470L/min	73kg
	Yanmar L70	6.5ps	3.3L	60m	500L/min	78kg
QP-T205SLTD	Kubota OC95	9.5ps	5.5L	85m	420L/min	105kg
	Yanmar L100	9.3ps	5.4L	90m	450L/min	101kg
QP-305SLD	Kubota OC62	5.6ps	3.5L	55m	470L/min	73kg
	Yanmar L70	6.5ps	3.3L	60m	450L/min	78kg
QP-310SXD	Yanmar L100	9.3ps	5.4L	70m	700L/min	113kg
QP-310SLD	Yanmar L100	9.3ps	5.4L	50m	1150L/min	113kg
QP-402SXD	Kubota OC95	9.5ps	5.5L	60m	700L/min	115kg
	Yanmar L100	9.3ps	5.4L	70m	700L/min	113kg
QP-402SLD	Kubota OC95	9.5ps	5.5L	45m	1250L/min	115kg
	Yanmar L100	9.3ps	5.4L	50m	1250L/min	113kg
QP-T405SLTD	Kubota D722	16.3ps	60.0L	95m	770L/min	330kg

Big Flow Pump (Dewatering)

Model	Engine	Max Output	Fuel Tank	Max Head	Max Flow	Net Weight
QP-207D	Yanmar L48	4.7ps	3.3L	30m	600L/min	42kg
QP-303D	Kubota OC62	5.6ps	3.5L	28m	1000L/min	73kg
	Yanmar L48	6.7ps	3.3L	30m	900L/min	46kg
	Yanmar L70	6.5ps	3.3L	30m	1000L/min	73kg
QP-402D	Kubota OC62	6.0ps	3.5L	28m	1450L/min	73kg
	Yanmar L70	6.5ps	3.3L	30m	1400L/min	85kg
QP-602D	Kubota OC95	9.5ps	5.5L	18m	2200L/min	166kg
	Yanmar L100	9.3ps	5.4L	18m	2500L/min	162kg

Trash Pump (Muddy Water Handling)

Model	Engine	Max Output	Fuel Tank	Max Head	Max Flow	Net Weight
QP-205D	Yanmar L48	4.7ps	3.3L	35m	530L/min	43kg
QP-203TD	Yanmar L48	4.7ps	3.3L	27m	600L/min	64kg
QP-305D	Yanmar L70	6.5ps	3.3L	30m	1000L/min	74kg
QP-301TD	Kubota OC62	5.6ps	3.5L	24m	1100L/min	91kg
	Yanmar L70	6.5ps	3.3L	24m	1100L/min	93kg
QP-40TD	Kubota OC95	9.5ps	5.5L	24m	1500L/min	133kg
	Yanmar L100	9.3ps	5.4L	24m	1550L/min	132kg
QP-60TD	Kubota D1105	25.2ps	60.0L	35m	4200L/min	680kg(2wheels)

Life Extending Type (For sea Water)

Model	Engine	Max Output	Fuel Tank	Max Head	Max Flow	Net Weight
QP-205SLD Marine	Yanmar L70	6.7ps	3.3L	60m	400L/min	76kg
QP-T205SLTD Marine	Yanmar L100	10.0ps	5.4L	90m	450L/min	101kg
QP-402SLD Marine	Yanmar L100	10.0ps	5.4L	50m	1400L/min	113kg
QP-303D Marine	Yanmar L70	6.7ps	3.3L	30m	1000L/min	73kg
QP-402D Marine	Yanmar L70	6.7ps	3.3L	30m	1400L/min	85kg
QP-301TD Marine	Yanmar L70	6.7ps	3.3L	24m	1000L/min	93kg

Manufactured by:
MATSUSAKA ENGINEERING CO., LTD.

<http://www.qp-pump.com>

Head 23, Kanda-Matsunaga cho, Chiyoda ku, Tokyo, Japan
Office TEL: +81-3-3257-6130 FAX: +81-3-3257-6129

Plant 2155, Nonaka, Taki cho, Taki gun, Mie-pref, Japan
TEL: +81-598-39-3211 FAX: +81-598-39-3844

Distributed By:

CTG No. WES002006

QP-PUMP

Matsusaka

Diesel Engine Pump Series!!

Construction Grade Heavy Duty Design Rugged High volume Pumps!



QP-60TD

KUBOTA DIESEL :
D1105

MaxCapacity:4200ℓ/min

With 2 wheels & supporting stand

MATSUSAKA ENGINEERING CO.,LTD.

Trash Pump (Muddy Water Handling)

2
inch




QP-205D
(YANMAR L48) Max Head: 35m
Max Flow: 530ℓ/min

2
inch




QP-203TD
(YANMAR L48) Max Head: 27m
Max Flow: 600ℓ/min

3
inch



QP-305D
(YANMAR L48) Max Head: 30m
Max Flow: 900ℓ/min

3
inch



QP-301TD
(KUBOTA OC62) Max Head: 24m
Max Flow: 1100ℓ/min

QP-301TD
(YANMAR L70) Max Head: 24m
Max Flow: 1000ℓ/min

4
inch



QP-40TD
(KUBOTA OC95) Max Head: 23m
Max Flow: 1500ℓ/min

6
inch



QP-40TD
(YANMAR L100) Max Head: 24m
Max Flow: 1550ℓ/min

QP-60TD
(KUBOTA D1105) Max Head: 35m
最大吐出量: 4220ℓ/min

Push water higher & further!
High Pressure Pump Series!!



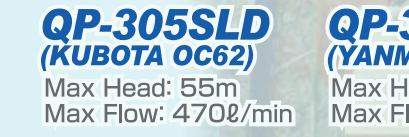
QP-205SD
(YANMAR L48)
Max Head: 60m
Max Flow: 400ℓ/min



QP-205SLD
(KUBOTA OC62)
Max Head: 55m
Max Flow: 470ℓ/min



QP-205SLD
(YANMAR L70)
Max Head: 60m
Max Flow: 500ℓ/min



QP-305SLD
(KUBOTA OC62)
Max Head: 55m
Max Flow: 470ℓ/min



QP-305SLD
(YANMAR L70)
Max Head: 60m
Max Flow: 450ℓ/min




QP-402SLD(KUBOTA OC95)
Max Head: 45m Max Flow: 1250ℓ/min

QP-402SXD(KUBOTA OC95)
Max Head: 60m Max Flow: 700ℓ/min

QP-310SLD(YANMAR L100)
Max Head: 50m Max Flow: 1150ℓ/min

QP-310SXD(YANMAR L100)
Max Head: 70m Max Flow: 700ℓ/min



QP-T405SLTD
(KUBOTA D722)
Max Head: 95m
Max Flow: 770ℓ/min



QP-T205SLTD
(KUBOTA OC95)
Max Head: 85m
Max Flow: 420ℓ/min

QP-T205SLTD
(YANMAR L100)
Max Head: 90m
Max Flow: 450ℓ/min

Life Extending Type for Sea Water Application!!

A various Rust Prevention Device for Sea Water!!



QP-205SLD Marine
(YANMAR L70)
Max Head: 60m
Max Flow: 400ℓ/min

Single Impeller
QP-205SLD Marine
(YANMAR L70)
Max Head: 60m
Max Flow: 400ℓ/min



QP-301TD Marine
(YANMAR L70)
Max Head: 24m
Max Flow: 1000ℓ/min



QP-303D Marine
(YANMAR L70)
Max Head: 30m
Max Flow: 1000ℓ/min



QP-402D Marine
(YANMAR L70)
Max Head: 30m
Max Flow: 1400ℓ/min

QP-402D Marine
(YANMAR L70)
Max Head: 30m
Max Flow: 1400ℓ/min

QP-402SLD Marine
(YANMAR L100)
Max Head: 50m
Max Flow: 1400ℓ/min

Big Flow Pump!!



QP-207D
(YANMAR L48)
Max Head: 30m
Max Flow: 600ℓ/min



QP-303D
(YANMAR L48)
Max Head: 30m
Max Flow: 9000ℓ/min


QP-303D
(KUBOTA OC62)
Max Head: 28m
Max Flow: 1000ℓ/min

QP-303D
(YANMAR L70)
Max Head: 30m
Max Flow: 1000ℓ/min



QP-402D
(YANMAR L70)
Max Head: 30m
Max Flow: 1400ℓ/min

QP-402D
(KUBOTA OC62)
Max Head: 28m
Max Flow: 1450ℓ/min



QP-602D
(YANMAR L100)
Max Head: 18m
Max Flow: 2500ℓ/min

QP-602D
(KUBOTA OC95)
Max Head: 18m
Max Flow: 2200ℓ/min