

Matsusaka High Pressure Pump

powered by Honda

Push water higher & further !



105SX/GXH50
【60m • 110 L/min】
Max Head Max Capacity



High&Higher!



T205SLT/GX390
【95m • 480 L/min】
Max Head Max Capacity



205SH/GX160
【75m • 400 L/min】
Max Head Max Capacity



205SX/GX160
【90m • 350 L/min】
Max Head Max Capacity



T205SLT/GX270
【95m • 480 L/min】
Max Head Max Capacity



Far&Further!



154SX/GXH50
【60m • 210 L/min】
Max Head Max Capacity

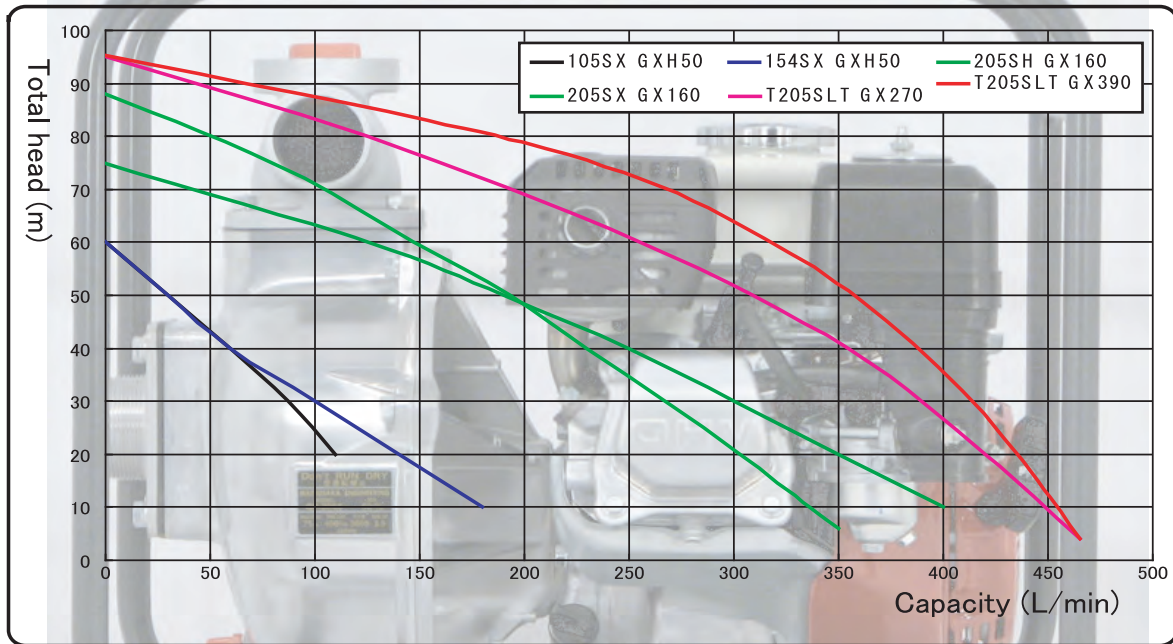


Specifications [Honda Air-Cooled Gasoline Engine driven QP High Pressure Pump]

MODEL	QP-105SX	QP-154SX	QP-205SH	QP-205SX	QP-T205SLT	QP-T205SLT
Engine Type	GXH50	GXH50	GX160	GX160	GX270	GX390
Inlet dia. × Outlet dia. (mm)	25 × 25	40 × 40	50 × 50	50 × 50	50 × 50	50 × 50
Max Head (m)	60	60	75	90	95	95
Max Capacity (L/min)	110	210	400	350	480	480
Net Weight (kg)	11	11	28	28	42	46
Engine Net Power (PS)	2.2	2.2	4.9	4.9	8.2	11.1

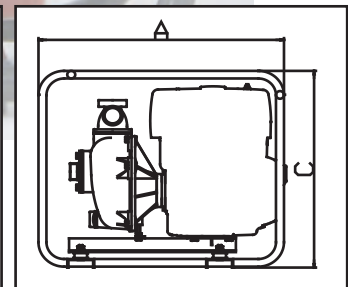
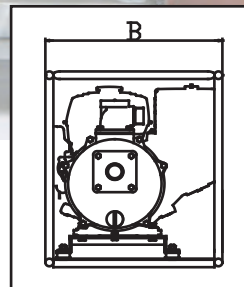
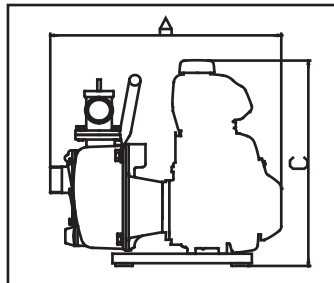
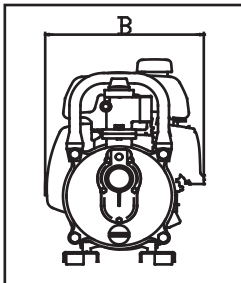
*Specification may be changed without prior notice!

Performance curves



Outer Dimensions

Dimensions	A	B	C
MODEL	(mm)	(mm)	(mm)
QP-105SX GXH50	398	274	375
QP-154SX GXH50	398	274	375



Dimensions	A	B	C
MODEL	(mm)	(mm)	(mm)
QP-205SH GX160	523	386	430
QP-205SX GX160	523	386	430
QP-T205SLT GX270	622	454	549
QP-T205SLT GX390	682	492	810



Manufactured by:
MATSUSAKA ENGINEERING CO., LTD.

<http://www.qp-pump.com>

Head 23, Kanda-Matsunaga cho, Chiyoda ku, Tokyo, Japan

Office TEL: +81-3-3257-6130 FAX: +81-3-3257-6129

Plant 2155, Nonaka, Taki cho, Taki gun, Mie-pref, Japan

TEL: +81-598-39-3211 FAX: +81-598-39-3844

Distributed By:

CTG NO.WECHG0912